



TARA ELECTRIC VEHICLES


# TARA SPIRIT PRO


DIMENSION: 2530x1220x1890MM



## POWER

**LITHIUM BATTERY**  
MODEL: L48105

 4KW Motor with EM Brake

 400A AC Controller

 17A Charger

 Top Speed 20 km/h




## DIMENSIONS

- External Dimension: 2530x1220x1890mm
- Wheelbase: 1642.25 mm
- Front Wheel Tread: 888 mm
- Rear Wheel Tread: 995 mm
- Braking Distance:  $\leq 3$  m
- Min Turning Radius:  $\leq 2.8$  m
- Curb Weight: 370 kg
- Max Total Mass: 520 kg
- Tire: 8" Iron wheel 18\*8.5-8 tire

## SPECIFICATION

- Seating Capacity: two pass
- Body: easy-to-remove body
- System Voltage: 48 V
- Motor Power: 4 KW with EM brake
- Charging Time: 3-5 h
- Controller: 400 A
- Maximum Gradability(Full Load): 25%
- Suspension:  
Front: double wishbone independent suspension  
Rear: leaf spring suspension

## STANDARD COLOR MATCHING



\* Color discrepancies may occur in the images due to differences in lighting, display settings, and printing. Please refer to the actual products for accurate color representation.



Golf ball washer



Golf bag holder and storage basket



8" Iron wheel 18\*8.5-8 tire



Caddy master cooler



Sand bottle



Golf bag cover with retractable mechanism



# DESIGNED FOR GOLFING

## MULTI-FUNCTIONAL DASHBOARD



Adjustable steering column



Control switches



Comfort grip steering wheel with scorecard holder



Cup holder



Storage compartment



Storage compartment with golf ball & tee holder



USB charging port

## CONTACT US



sales@taragolfcart.com  
www.taragolfcart.com  
TARA Spirit Pro Sell Sheet v1.1 May 11, 2026



**TARA**  
ELECTRIC VEHICLES