



TARA ELECTRIC VEHICLES


TARA ROADSTER 2+2


DIMENSION: 2975x1410x1985mm



POWER

LITHIUM BATTERY
MODEL: L48160

 6.3KW Motor with EM Brake

 400A AC Controller

 25A Charger

 Top Speed 30 km/h



Premium Luxury Seat



Aluminum Canopy Supports



Aluminum Chassis & Hydraulic Brakes

DIMENSIONS

- External Dimension: 2975x1410(rearview mirror)x1985mm
- Wheelbase: 1645 mm
- Front Wheel Tread: 888 mm
- Rear Wheel Tread: 995 mm
- Braking Distance: ≤3m
- Min Turning Radius: ≤2.8 m
- Curb Weight: 410 kg
- Max Total Mass: 710 kg
- Tire: 12" Aluminum Wheel 205/50R12 Radial Tire

SPECIFICATION

- Seating Capacity: four pass
- Body: easy-to-remove body
- System Voltage: 48 V
- Motor Power: 6.3 KW with EM brake
- Charging Time: 3-5 h
- Controller: 400 A
- Maximum Gradability(Full Load): 25%
- Suspension: Front: double wishbone independent suspension Rear: leaf spring suspension


STANDARD COLOR MATCHING



FLAMENCO RED



MINERAL WHITE



MEDITERRANEAN BLUE



ARCTIC GRAY



BLACK SAPPHIRE



SKY BLUE

* Color discrepancies may occur in the images due to differences in lighting, display settings, and printing. Please refer to the actual products for accurate color representation.



MULTI-FUNCTIONAL DASHBOARD



Adjustable steering column



Control switches



9" Touchscreen with carplay compatibility



Cup holder



Built-in refrigerator



Storage compartment with golf ball & tee holder



Illuminated Speakers

CONTACT US



sales@taragolfcart.com
www.taragolfcart.com
TARA Roadster 2+2 Sell Sheet v1.1 Apr. 27, 2026

